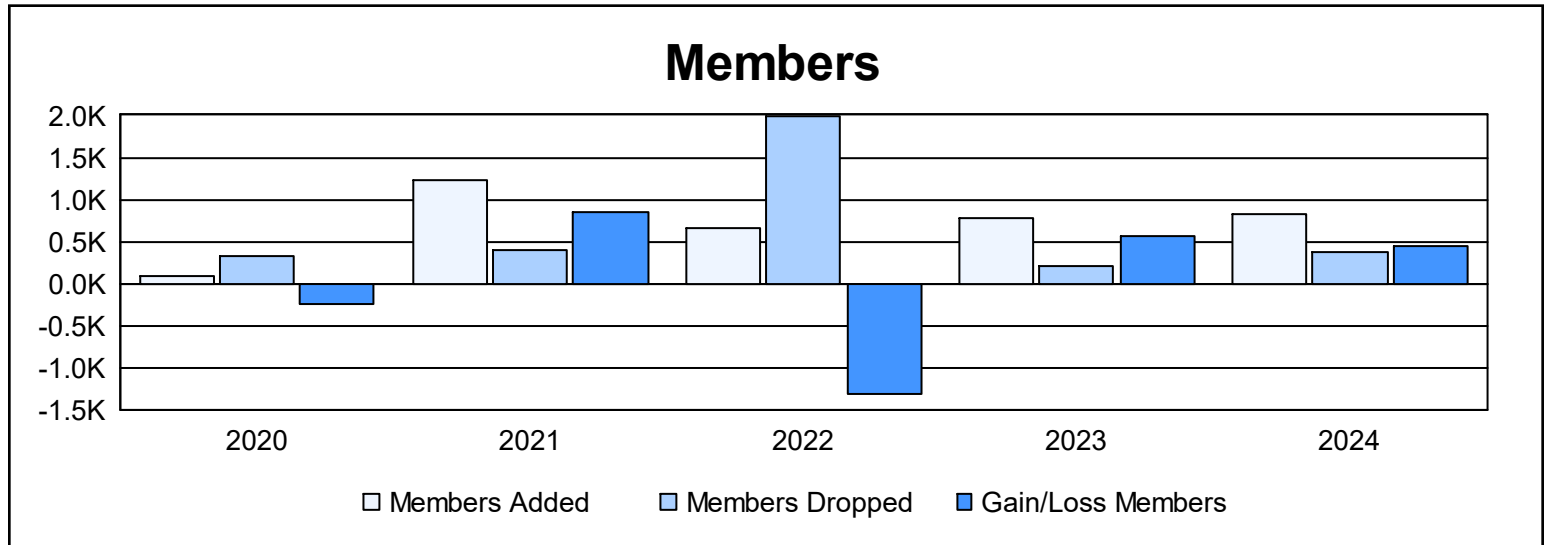
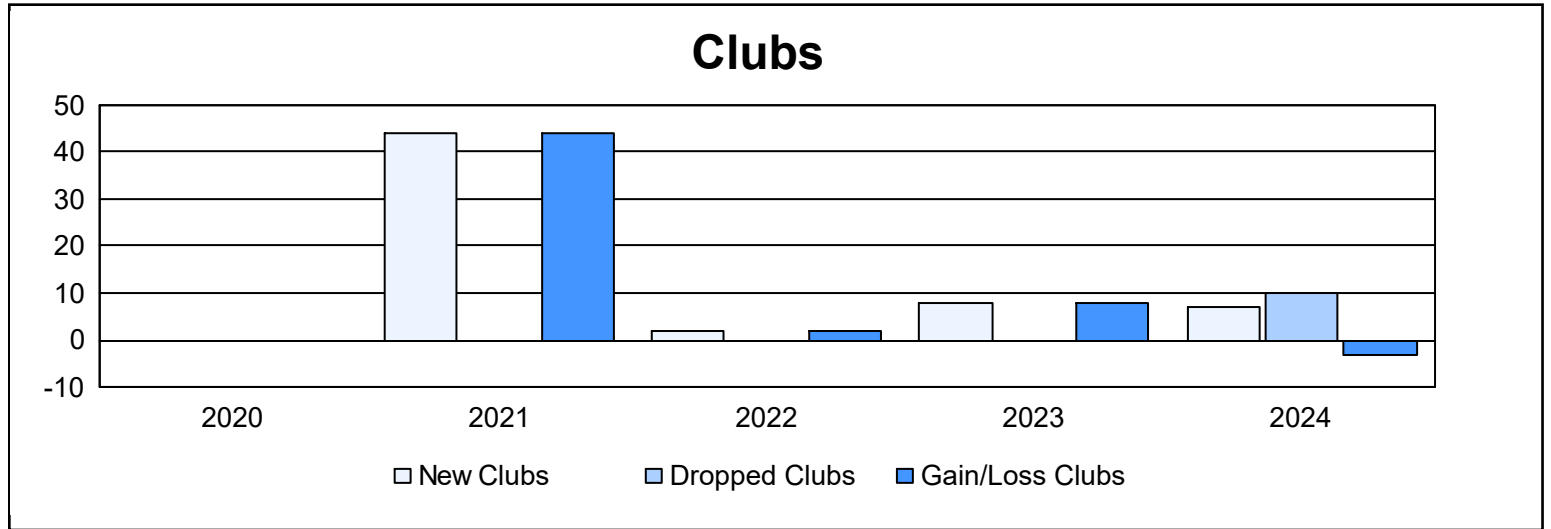
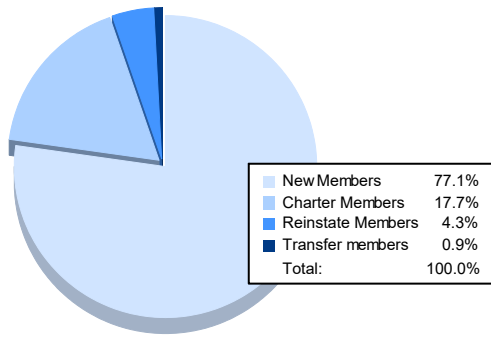


Year	New Clubs	Dropped Clubs	Gain/ Loss Clubs	New Members	Charter Members	Reinstate Members	Transfer Members	Total Member Added	Total Members Dropped	Gain/ Loss Members
2019-2020	0	0	0	45	4	28	0	77	323	-246
2020-2021	44	0	44	303	922	6	1	1,232	386	846
2021-2022	2	0	2	384	91	22	168	665	1,989	-1,324
2022-2023	8	0	8	453	281	18	17	769	199	570
2023-2024	7	10	-3	626	144	35	7	812	376	436
<b>Average</b>	<b>12</b>	<b>2</b>	<b>10</b>	<b>362</b>	<b>288</b>	<b>22</b>	<b>39</b>	<b>711</b>	<b>655</b>	<b>56</b>



### Membership Composition June 2024 Cumulative



### Gender Composition June 2024 Cumulative

